


Reopening Survey Results



Oradell
Public
School

October 28, 2020

Table of Contents

Topic	Page
Trends and Findings	2
Next Steps	2
Demographic Survey Data	3
Overall Perspective - Family Survey	5
Overall Perspective - Staff Survey	5
Physical Safety - Family Survey	6
Physical Safety - Staff Survey	7
Special Area Classes - Family Survey	7
Survey Results Regarding Instruction - Families	8
Remote Learning Program	10
Survey Results Regarding Instruction - Staff	11

Trends and Findings¹

The survey was conducted midway through October, approximately six weeks after the District reopened. Overall, the results reflected positive feelings regarding the reopening plan. First of all, in a District that typically has a response rate of less than 50% on surveys, the response rate of 68% shows that our families are invested and believe that they have a voice to share that will be heard. Our staff response rate was much lower (less than 25%); however, considering how much is on staff member's plates right now, we will try to collect more information at a later date.

With regard to overall views on reopening, 80% of family respondents and 98% of staff respondents stated that while things aren't perfect, the overall structure is working and/or that they trusted administration and the reopening committee to make necessary changes. The most prevalent comment from parents was regarding a desire to increase onsite time. It is important to remember, however, that this survey was completed prior to Oradell Public School having any diagnosed cases of COVID-19.

Other findings include, according to family respondents, that special area classes are more successful and engaging than in the spring. There are still concerns with class size for special areas, length of special area class and amount of Zoom sessions a week a student must attend. With regard to the staff survey, there were concerns that teachers in the hybrid model felt overwhelmed and regarding the cleaning of common areas, specifically copy rooms, lunchrooms and the faculty room.

Next Steps

The Reopening Committee, specifically the School Pandemic Response Team, will meet to consider the several topics.

- When the time is right (considering county transmission rate and occurrence of positive diagnosis within the school), what are the benefits and restrictions of possible ways to increase onsite time, including:
 - Turning Virtual Wednesday into an alternating A/B day
 - Extending the onsite day for grades 3-6
 - Moving additional grades to an AM/PM structure (like the one used in K-2)
- Continued review of the hybrid model in grades 3-6 and what can be done to alleviate teacher stress in this model.
- Additional discussion regarding special areas, considering legal requirements of special area classes and researching best practices across the county in this area.
- Developing a clearer set of student expectations and the role of parents during at-home learning time.

¹ The administrative team has read all narrative comments; however, they are not being shared at this time because they include identifiable teacher data.

Demographic Data

Family Survey

Number of Responses: 511

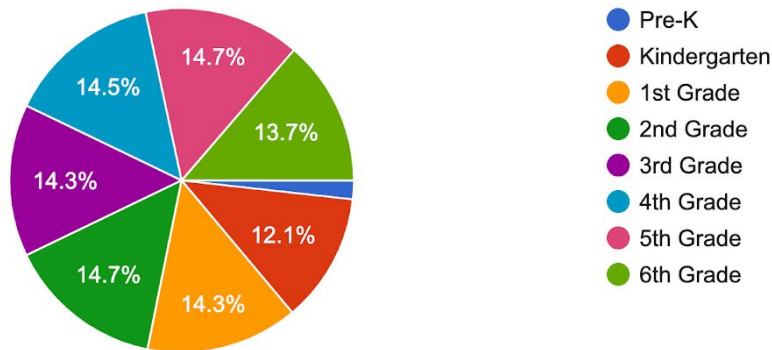
Total Number of OPS Students: 750

Participation Rate: 68%

By Grade Level:

Please Enter Your Child's Grade Level

511 responses



Grade Level	# of Participants (Percentage of Grade)
PreK	9 (64%)
Kindergarten	62 (71%)
1st Grade	73 (73%)
2nd Grade	75 (64%)
3rd Grade	73 (77%)
4th Grade	74 (67%)
5th Grade	75 (71%)
6th Grade	70 (65%)

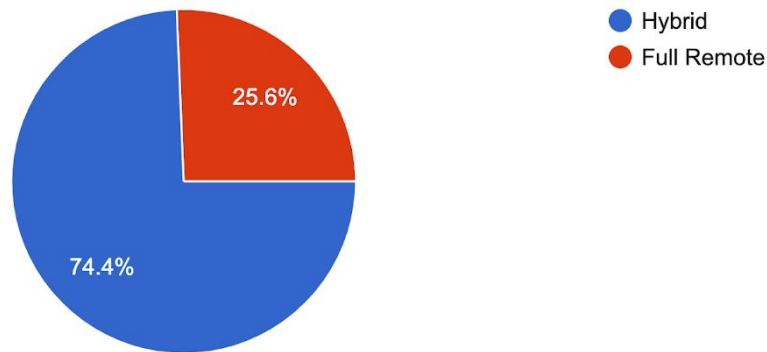
By Program Enrolled:

Hybrid Students: 380 Responses (72% Response Rate)

Full Remote Students: 131 Responses (59% Response Rate)

Is your child in the hybrid or full remote program?

511 responses



By Diverse Need:

General Education Students: 415 Responses

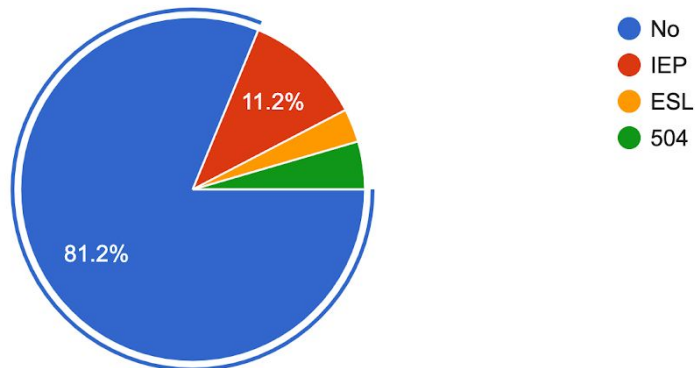
Students with an Individualized Education Plan: 57 Responses

English as a Second Language Learners: 16 Responses

Students with a 504 Plan: 23 Responses

Does your child have special needs or receive ESL or 504 accommodations?

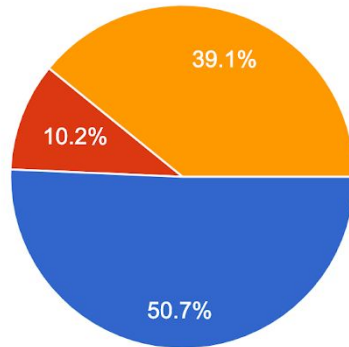
511 responses



Family Survey - Overall Perspective

All things considered (balancing safety, social development, education, logistics, etc.), would you be in favor of significant schedule changes during the winter months?

511 responses

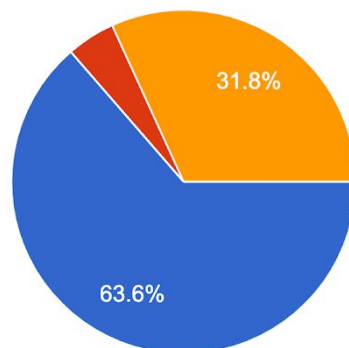


- Things aren't perfect, but it's working. Keep overall structure the same, and fine tune where possible for the next few months.
- The current structure and options aren't working. Explore significant changes as soon as possible.
- I trust school administrators to make all necessary decisions regarding schedule changes.

Staff Survey - Overall Perspective

All things considered (balancing safety, social development, education, logistics, etc.), would you be in favor of significant schedule changes during the winter months?

22 responses

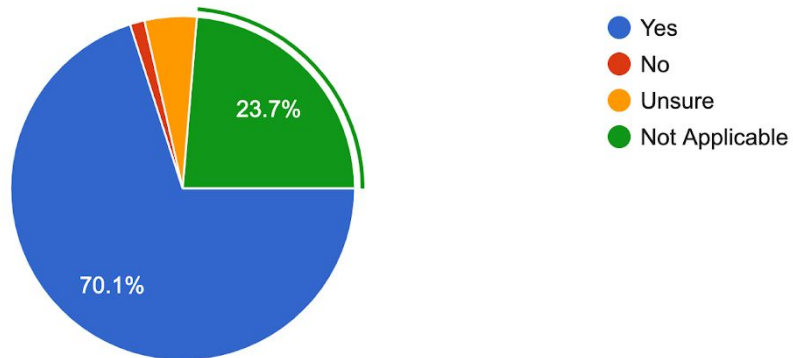


- Things aren't perfect, but it's working. Keep overall structure the same, and fine tune where possible for the next few months.
- The current structure and options aren't working. Explore significant changes as soon as possible.
- I trust the reopening committees to make all necessary decisions regarding schedule changes.

Family Survey - Physical Safety

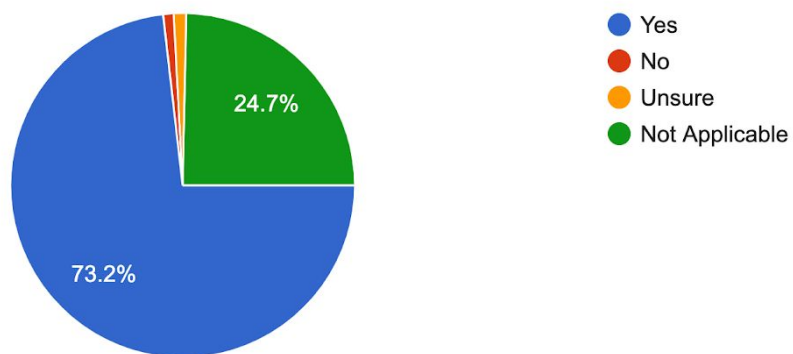
If in the hybrid program, do you feel safe about your child attending onsite?

511 responses



If in the hybrid program, does your child feel safe at school?

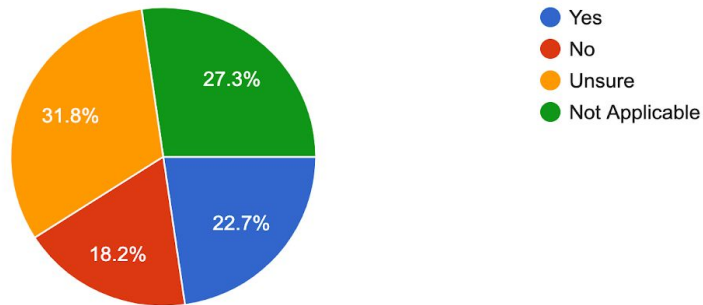
511 responses



Staff Survey - Physical Safety

If in the hybrid program, do you feel safe being onsite?

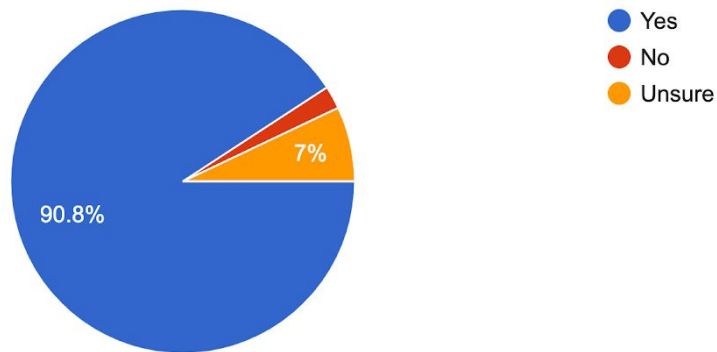
22 responses



Family Survey - Special Areas

My child has been able to access special area classes.

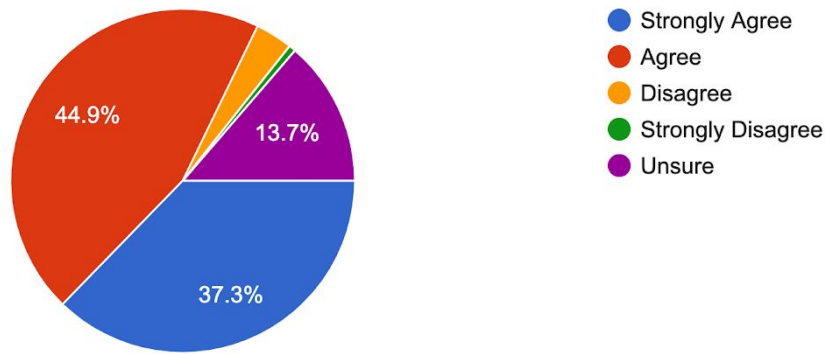
511 responses



Family Survey Regarding Instruction

For grade 3-6 students only. My child has been able to access his/her teacher on the non-cohort day (The B day for the A cohort or the A day for the B cohort.)

314 responses



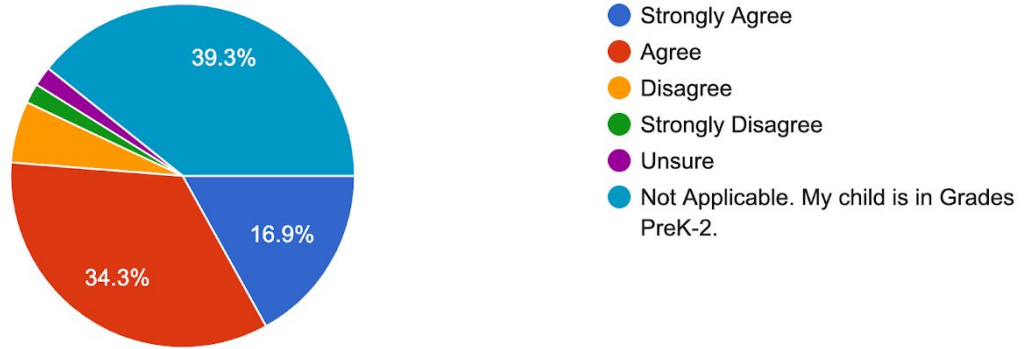
For grade 3-6 students only. My child is able to complete the work assigned with minimal assistance. (296 Responses)

Strongly Agree	55 (19%)
Agree	167 (56%)
Disagree	53 (18%)
Strongly Disagree	19 (6%)
Unsure	2 (.7%)

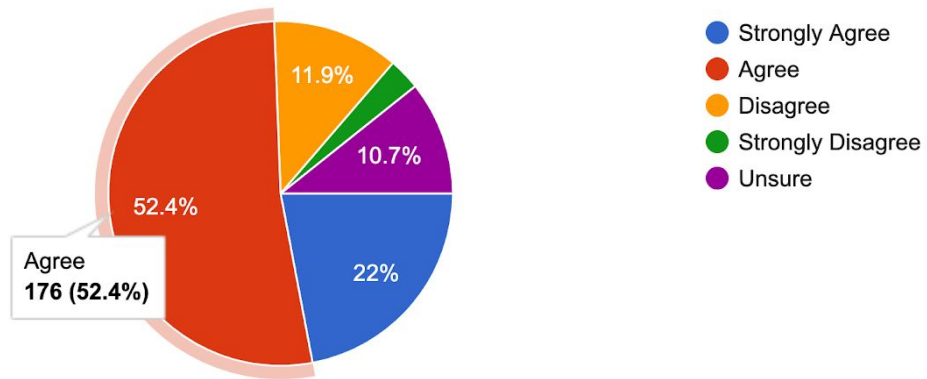
Breakdown of the 24% or Disagreed or Strongly Disagreed

Grade	Number of Disagree/Strongly Disagree
3rd Grade	22
4th Grade	25
5th Grade	17
6th Grade	8

On Virtual Wednesday in grades 3-6, my child is clear on what he/she needs to do. For example, they know how to log-in to synchronous (live) lessons or do asynchronously (when given assigned tasks).
 484 responses




On the Full Virtual Wednesday, my child is engaged with his/her class and classwork.
 336 responses



Family Survey Regarding Instruction - Full Remote Program

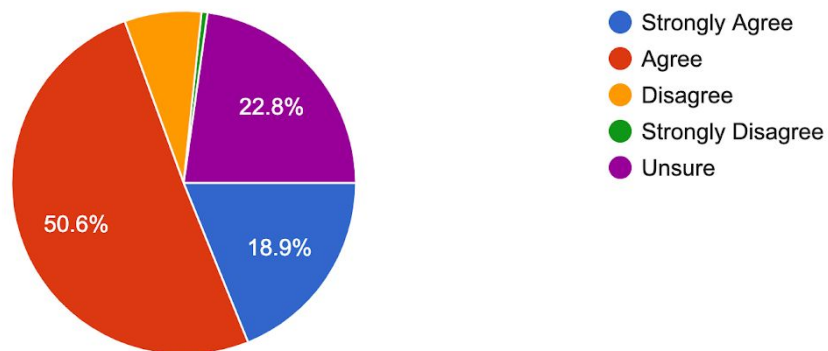
For FULL REMOTE students only. My child is engaged with his/her class and classwork.

416 responses



For FULL REMOTE students only. My child is clear on what he/she needs to do after completing virtual learning hours with his/her teacher(s).

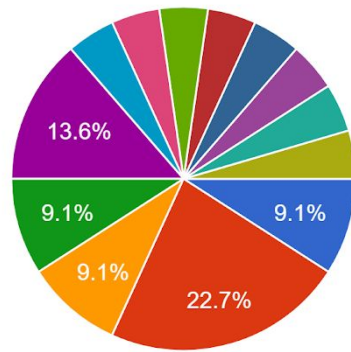
180 responses



Staff Survey Regarding Instruction

As you assess student learning, what do you believe is the BIGGEST hindrance to student achievement?

22 responses

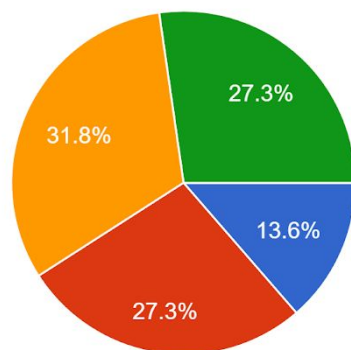


- Technology Issues
- Lack of Student-Teacher time whether...
- Emotional Duress
- Lack of Parental Support
- Lack of Interest - It is hard to keep stu...
- Difficulty finding time to differentiate
- technology issues, lack of parental su...
- Social emotional development through...

▲ 1/2 ▼

Inclusive of teaching time, prep time and additional planning time, how many hours a week are you working?

22 responses



- 20-35 hours
- 36-45 hours
- 46-60 hours
- More than 61 hours
- Not Applicable